

Print all pages  
on card stock

Page 1.  
Cut out File  
Folder Label,  
Title, and  
Pocket.  
Fold tabs on the  
pocket.  
Glue these three  
pieces to the  
front of the file  
folder.







Page 2-3.  
Large Circles.  
Print, Laminate,  
Cut Out.  
These are the  
game pieces


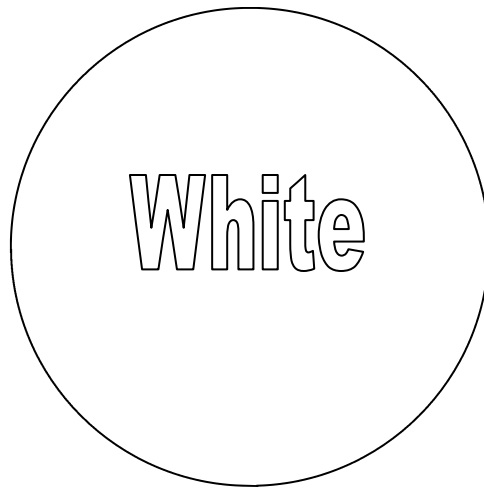


Page 4-5.  
Colored Dots.  
Print, paste both  
pages to the  
insides of the  
folder.




*They Call Me Granola*












**Blue**

**Red**





**Yellow**





**Green**

**Orange**




**Purple**


**Pink**



**Gray**



**White**



**Brown**

**Black**

